غرفة صناعة الأردن
Jordan Chamber of Industry



Jordanian Industrial Sector

Facts&and Opportunities 2025

Department of Studies and Policies

The Jordan Chamber of Industry is a national body that serves as the legislative and representative umbrella for the industrial sector in Jordan. It encompasses all chambers of industry and strives to represent their interests and promote full cooperation and coordination among them. Its members include:

Irbid Chamber of Industry
It was founded in
1999

Zarqa Chamber of Industry
It was founded in
1998

Amman Chamber of Industry
It was founded in
1962

01 Participating In Formulating The General Industrial Policy, And Regulation

02 Positively influencing the growth and development of the national industry

03 Looking after the interests of all industrial and micro enterprises

04 Fostering the cooperation among local chambers of industry, and Arab and foreign chambers.

05 Seeking to foster the capabilities of the chambers of industry and coordinate their efforts



The reality of the industrial sector 2025

Jordanian industrial sector

Strategic Sector In Jordanian economy

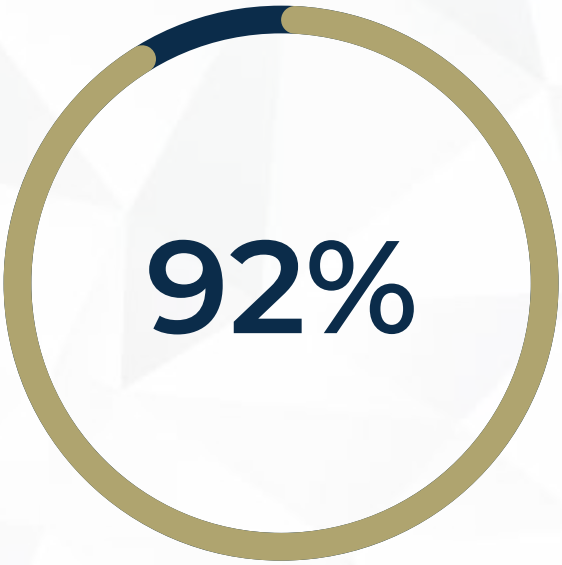

From the national exports (Billion USD 12.5), reaching more than 150 markets worldwide

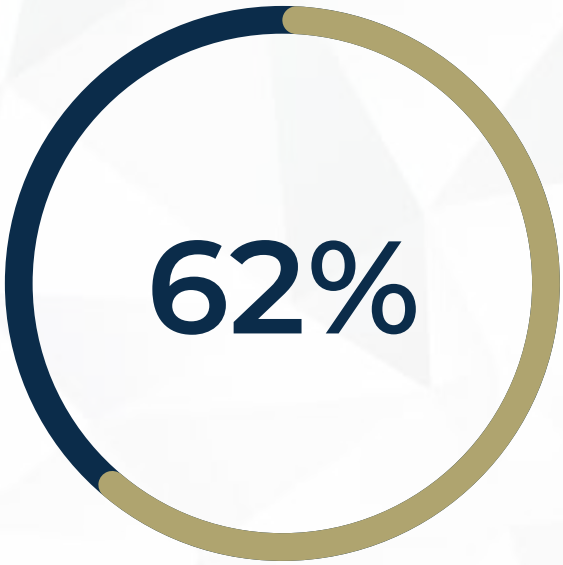

Of the total investments flowing into the Kingdom

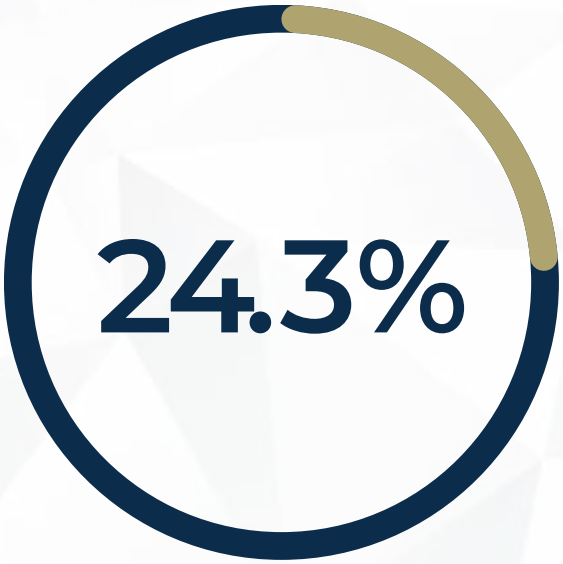

Direct contribution to Gross Domestic Product

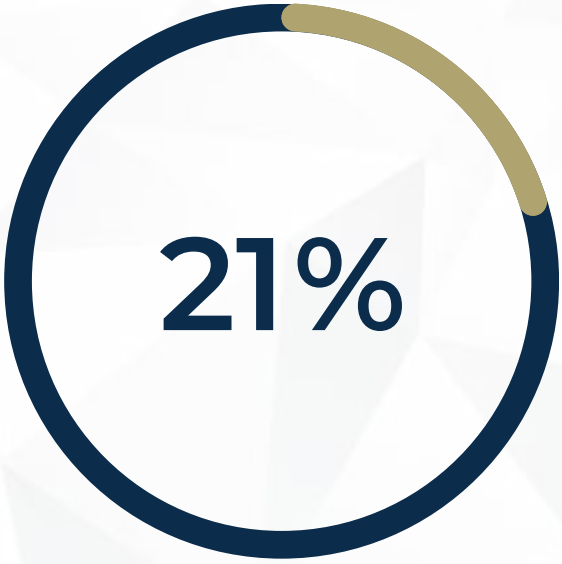

of the workforce, comprising more than 271,000 employees

Strong entanglements and linkages with different economic activities

%45

The contribution of the industrial sector's (direct and indirect) to GDP reached more than 45%, due to its entanglements and links with various economic sectors.

2.17 JD

Every dinar spent in the industrial sector generates a direct and indirect impact of 2.17 dinars in the national economy.



Direct and Indirect Multipliers of the different economic activates

Economic Sector	Direct Effect	Indirect Effect	Total Effect
Manufacturing Industries	**1**	**1.166**	**2.166**
Food Products Industry	1	1.550	2.550
Tobacco Industry	1	0.864	1.864
Beverages Industry	1	0.669	1.669
Other Manufacturing Industries	1	1.579	2.579
Electricity and Water	**1**	**1.331**	**2.331**
Restaurants and Hotels	**1**	**0.968**	**1.968**
Agriculture	**1**	**0.870**	**1.870**
Construction	**1**	**0.657**	**1.657**
Transport	**1**	**0.687**	**1.687**
Communication	**1**	**0.600**	**1.600**
Financial and Business	**1**	**0.478**	**1.478**
Retail	**1**	**0.405**	**1.405**
Mining and Quarrying	**1**	**0.392**	**1.392**
Real Estate	**1**	**0.049**	**1.049**

Wide Range of products

2,500 diverse commodities produce in Jordan within different sub-sectors



Chemical and Cosmetic Industries



Engineering, Electrical and Information Technology Industry



Packaging, Paper, Cardboard, Printing and Office Supplies Industry



Therapeutic Industries and Medical Supplies



Food, Catering, Agricultural, and Livestock Industries



Wood and Furniture Industries



Plastic and Rubber Industries



Construction Industries



Mining Industries



Leather and Garment Industries

Highly production & value added

Jordan ranked first among Arab countries and 27th globally in terms of the contribution of the manufacturing sector to GDP, according to a report by UNIDO

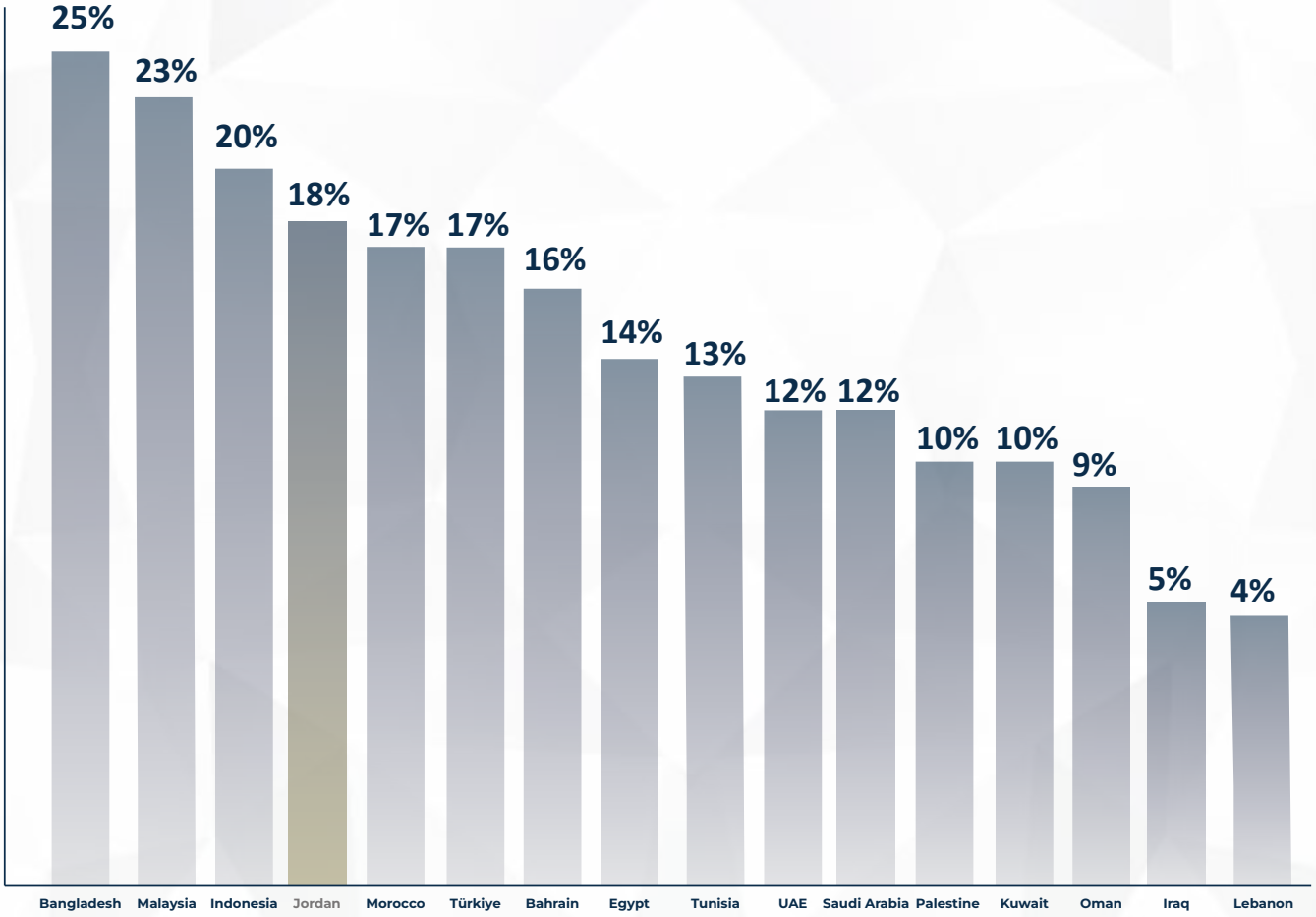

%45

Added value out of total production

25 Billion

dollar the total of production

National product enhance economic and strategies security

%45 **share of the national industry in** the local market

The ability to meet most domestic market need

- **COVID-19** pandemic
- **The Gaza** attacks and grassroots boycott movements

Ensuring no disruption in the supply of essential goods to the domestic market

Packaging supplies

Food products

Chemical products

Medicines and medical supplies

Market share of sub-sectors

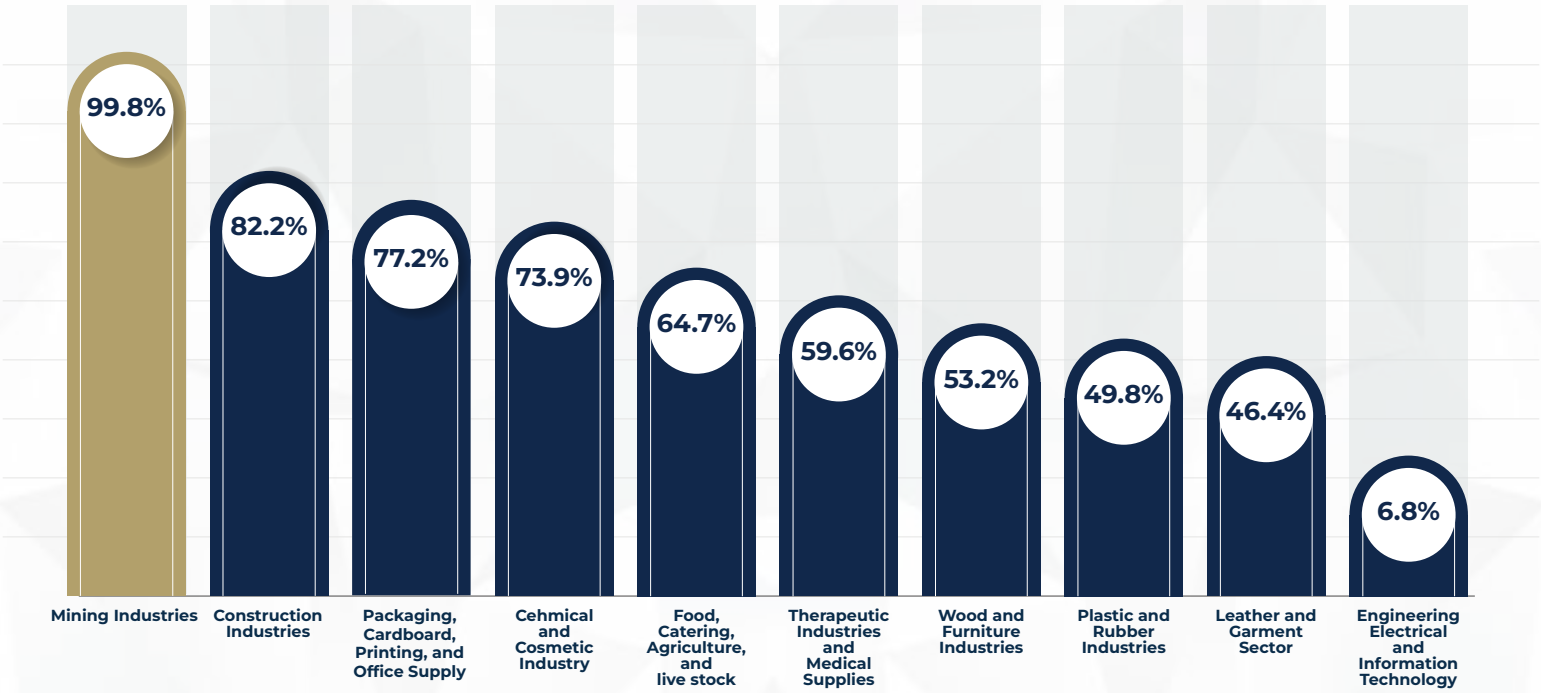

Most capable of providing and creating jobs

$2.8 Billion Dollar
Employee compensation un the industrial sector

First Rank
In terms of new job creation within the private sector

%25
of the total new jobs created in the private sector

17 Thousand new jobs created
Number of new jobs created by the industrial sector last year

%34
Percentage of female employment

%66
Percentage of male employment

271K

Industrial sector data in the industrial sector (2011-2025) / thousand workers

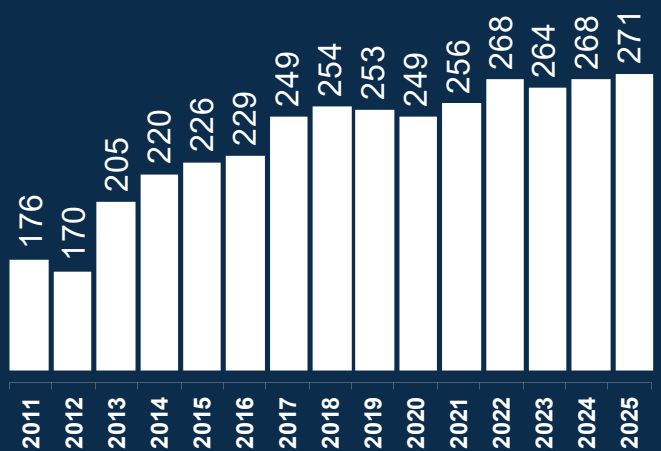



The relative distribution of the workforce in the industrial sector



%31 Leather and Garment Sector



%25 Food, Catering, Agriculture and live stock



%13 Engineering Electrical and Information Technology



%6 Chemical and Cosmetic Industry



%6 Construction Sector



%4 Plastic and Rubber Industries



%4 Packaging, Cardboard, Printing, and %4 Office Supply



%4 Therapeutic Industries and Medical Supplies



%3 Mining Industries



%3 Wood and Furniture Industries

Industrial Export Performance

12.5 Billion dollar — Industry sector exports

%92 — Of total national exports

%5.8 — Compound Annual Growth Rate (2025-2010)

%10.2 — Industrial sector export growth rate

%9.4 — Growth of manufacturing industries

%43 — Industrial exports cover imports

Compound growth rates of industrial exports over the years

During the period (2025 - 2021)	During the period (2020 - 2016)	During the period (2015 - 2011)
%15	%3	%2

Geographical distribution of industrial exports



India

1,164 Million JD

Relative weight : %12
Growth rate : %11.6



Saudi Arabia

1,230 Million JD

Relative weight : %13
Growth rate : %9.1



United States

2,179 Million JD

Relative weight : %23
Growth rate : %5.6-



China

261 Million JD

Relative weight : %3
Growth rate : %16.6



United Arab Emirates

319 Million JD

Relative weight : %3
Growth rate : %2.4-



Iraq

990 Million JD

Relative weight : %10
Growth rate : %8.6



Italy

195 Million JD

Relative weight : %2
Growth rate : %215



Syria

252 Million JD

Relative weight : %3
Growth rate : %355

Regional distribution of industrial exports



North America
24%

Arab countries
41.4%

European Union
6.5%

East Asia
4%

South America
0.6%

South Asia
13.1%

Non-Arab African Countries
2%

Other European countries	Other Asian countries	Other countries
3.7%	3.5%	1.7%

Distribution of Exports by Ten Industrial Sub-sectors

%6

Chemical and Cosmetic Industry

2,414

%19.2 Relative weight



%16

Mining Industries

1,683

%13.4 Relative weight



%15

Engineering Electrical and Information Technology

2,569

%20.5 Relative weight



%0.1-

Leather and Garment Sector

2,496

%19.9 Relative weight

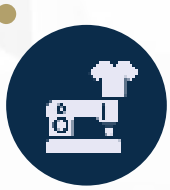

%5

Therapeutic Industries and Medical Supplies

905

%7.2 Relative weight



%13

Food, Catering, Agriculture and live stock

1,344

%10.7 Relative weight



%830

Construction Industries

192

%1.5 Relative weight



%6

Packaging, Cardboard, Printing, and Office Supply

202

%1.6 Relative weight



%2-

Wood and Furniture Industries

54

%0.4 Relative weight



%14

Plastic and Rubber Industries

680

%5.4 Relative weight



Industrial Index Performance on the Amman Stock Exchange (2025)



30

Number of listed industrial companies



745 million US

Industrial trading volume on the Amman Stock Exchange





%60.4

Growth of the Industrial Index



Industry represents

%41

Of the stock market capitalization



Industry represents

%25.3

Of the total trading volume

The industrial sector captures the highest share of total investments, at over 62%

The industrial sector is a key attraction for both domestic and foreign investors, driven by its competitive advantages and the wide range of promising investment opportunities it offers.

%62

From total investments

656
million JD

Total investments in the industrial sector reached 656 million dinars

Foreign investment in the industrial sector

45.8 million dinars

Domestic investment in the industrial sector

610 million dinars

%92
Of total foreign investments

%60.5
Of total domestic investments

321 projects
industrial benefited



70+ jobs
per project on average



Industrial Sector In Economic Modernisation Vision

رؤية التحديث الاقتصادي

إطلاق الإمكانات لبناء المستقبل

Industrial Sector In The Top Priorities of Economic Modernisation Vision

Vision aimed by 2033
-Doubling the size of its GDP
-Adding 260,000 jobs opportunity

Focus on industrial sector Strategic
(promising) to achieve competitive advantages for industrial sectors

The contribution of exports to overall growth within the sector ranges between **10% and 35%**

Employment growth 8.6% annually
to reach 479,100 full-time worker by 2033

Manufacturing GDP growth 7% annually
to reach 15.7$ billion by 2033

Exports growth 5.21% annually
to reach 28$ billion by 2033

Most Proposed Initiatives of Industrial Sector

1. Support SMEs in enhancing productivity and cost optimization
2. Create manufacturing sector data center/database
3. Enhance linkage between academia R&D and industry
4. Promote entrepreneurship in manufacturing sector
5. Support domestic products promotion programmers
6. Improve ease of doing business in regards to relations with public sector entities
7. Launch 'women-in manufacturing' careers initiative
8. Reduce energy costs through lowering electricity tariff and deliver natural gas to industrial zones
9. Develop detailed plans for the rollout of strategy manufacturing, including national manufacturing strategy
10. Attract new investments in the existing manufacturing sub-sector and new sub-sectors
11. Provide industry with trained workforce with improved attitude and better specialized and general skills
12. Launch 'careers-in-manufacturing' attractiveness campaign
13. Promote public private partnerships (PPPs)
14. Streamline laws, regulations, and processes

Vision Targeted Many of High Value Industries



A key pillar of the Economic Modernisation Vision

of the total targeted investments within the Economic Modernisation Vision **%35**

One-third of the employment targets

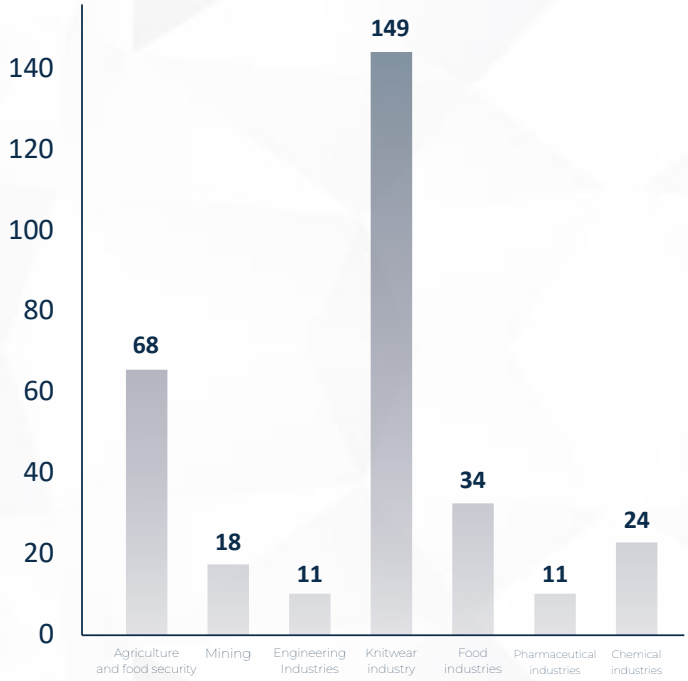

314

thousand job opportunities



An estimated $14.4 billion in investment is expected for high-value industries targeted within the Economic Modernisation Vision

Opportunities and Prospects of the Industrial Sector

7.7$ billion export opportunities for the industrial sector

Most products

Therapeutic
607 Million dollar

Mineral Resources
842 Million dollar

Apparel
846 Million dollar

Chemicals
1.1 billion dollar

Fertilizers
1.1 Billion dollar

Most countries



India
1.4 Billion dollar

United States
1.4 Billion dollar

Saudi Arabia
844 Million dollar

China
351 Million dollar

UAE
339 Million dollar

Many Promising Sectors for Investment

Many promising investment opportunities exist in the industrial sector particularly in vertically and horizontally integrated industries closely linked with various industrial sectors



Fertilizers



Food Industries



Therapeutic Industries Pharmaceutical



Garment Industries (Clothes)



Chemical Industries (Detergent)



Devices & Heavy Machine

Advantages of industrial sector For Investors and Buyers

Why Jordanian Product?

The Industrial Sector is characterized by many advantages at the level of the buyer, mostly:

Competitive price of Jordanian products in local and global market

High quality products and conform to international standards

Punctuality and short lead time

Free trade agreements have eased entry to world market

Use advanced technology and techniques in manufacturing product and having a high control

Various products that meet all consumers preferences in local and global markets

Why Invest in The Industrial

1. Development and Industrial Zones across Kingdom
2. Distinguished strategic location And Various Free Trade agreements
3. Various investment Incentives
4. Availability of raw Materials
5. Efficient human resources
6. Security, political and economic Stability
7. Strong banking and financial Institutions

Development and Industrial Zones Across Kingdom

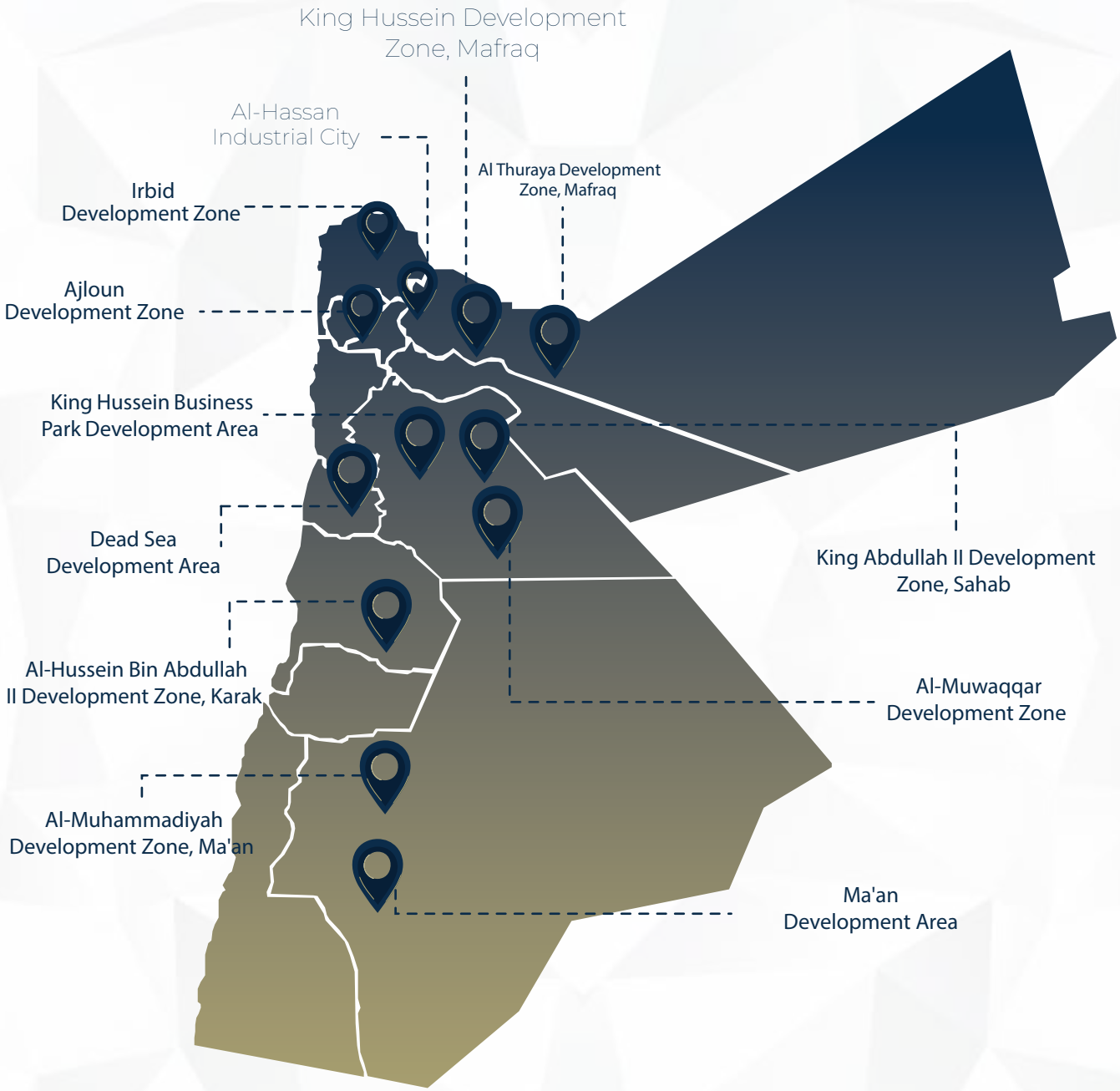

- **Provides services infrastructure (water systems, electricity)**
- **Developed land, ready made industrial buildings**
- **Variety of exemptions and incentives**
- **A wide range of basic and support services**

Strategic global connectivity

Access to markets with more than 1.5 billion consumers

Access top markets worldwide through our
FTAs with US, EU, Gulf, Singapore, Canada,UK.

Strategic Location Advantage **Sea, air and road links connecting consumers across the US, EU, Gulf & more.**

Strategic Access Points **Easy connectivity with 3 international airports serving 40+ global airlines, multiple seaports & 9 land crossings.**



Various Investment and Export Incentives

Full Foreign Ownership (passport, and nationality)

Additional incentives within “law regulating the investment environment 2022” “various geographical regions, various criteria, strategic projects

Industrial support programmers to promote their competitive to enter local and world markets

Tax and Customs Exemptions (sales tax, tariffs, production inputs)



Availability of Raw Materials and Natural Products

01



5th Largest phosphate Reserve in the world

7th Globally Potash producer in the world



02

03



Unique Dead Sea Products with diverse uses

Features of the Jordanian labor market

Young, Skilled & Open to the World

7 in 10 under 34, fluent in English and Arabic, with over 21% of graduates in STEM

Talent Budgets Stretch 2-6x Further

Affordable wages & living costs give businesses long-term value

Skilled Talent Readily Available

Top ten globally for availability of competent senior managers & 11th for skilled talent



Ten Industrial Sub-Sectors

Chemical and Cosmetic Industries Sector

5.2% Contribute to the GDP

24% of total industrial production

2.3$ billion Investments

2.4$ billion Value Added

5.6$ billion Production

740 Number of Establishments

16,800 Workers

%6 of the total workers in industrial sector

2.4$ billion Sector export volume

19.2% Of the total national exports

Sub-sectors


Oil refining products


Printer inks


Fertilizers


Processed and refined industrial salt


Petrochemicals


Glue


Dyes, paints and similar coatings


Chemicals organic and inorganic


Explosives and matches


Pesticides and other agrochemicals


Soaps, detergents, cleaning and polishing preparations


Perfumes cosmetics and Dead Sea products


Preparations used in the completion of tissue processing and dyeing

Food, Catering, Agriculture, and livestock Industries Sector

6%
Contribute to the GDP

19%
of total industrial production

4.3$ billion
Investments

1.8$ billion
Value Added

6.3$ billion
Production

2,600
Number of Establishments

66,500
Workers

%25
of the total workers in industrial sector

1,334 $ Million
Sector export volume

10.7%
Of the total national exports

Sub-sectors



Seasonings, spices, salt and flavorings



Tobacco and manufactured tobacco substitutes



Animal products and meat



All kinds of drinks; juices, vinegar and mineral water



Products made from vegetables and fruits



Dairy and its products



Cocoa and sugar products Chocolate and oriental sweets and sweetness and sugar



Cereals, flour, starch, pastries, bakery products, potato and corn chips

Leather and Garment Industries Sector

2.4% Contribute to the GDP

10% of total industrial production

1.1$ billion Investments

1.2 $ billion Value add

2.8$ billion Production

1,000 Number of Establishments

96,000 Workers

%31 of the total workers in industrial sector

2.5$ billion Sector export volume

19.9% Of the total national exports

Sub-sectors



Carpets and textile floor coverings



Crochet and knitted products or woven fabrics



handmade Embroideries and fabrics



Yarn and thread



Textiles and fabrics



Shoes, shoe parts and bags



Ready-made garments and clothing accessories



Textiles other than clothing, towels, curtains, bags, tents



Natural and agricultural leather

Therapeutic Industries and Medical Supplies Sector

2.6% Contribute to the GDP

9.2% of total industrial production

1.13$ billion Investments

1.1 $ billion Value add

2.2$ billion Production

151 Number of Establishments

10,000 Workers

905$ million Sector export volume

7.2% Of the total national exports

%4 of the total workers in industrial sector

Sub-sectors



Dental appliances and supplies



Laboratory reagents, medical supplies, audio and visual equipment



Medical and therapeutic materials and medicines



Medicinal and veterinary products



Medical and therapeutic disinfectants



Natural medical materials and products

Construction Industries Sector

2.2% Contribute to the GDP

10% of total industrial production

3$ billion Investments

1.1 $ billion Value add

2.4$ billion Production

2,200 Number of Establishments

15,000 Workers

%6 of the total workers in industrial sector

192$ million Sector export volume

1.5% Of the total national exports

Sub-sectors



Ceramic Products



Asphalt Product



Cement



Rock wool products and insulation



Prefabricated Buildings



Ready Concrete



Decoration building and construction services



Cement, Concrete and Plaster Products



Basic Iron and Steel Manufactures



Glass products used in construction and glass fiber



Non-metal insulation products for construction and construction work



Building stones, marble, granite and basalt



Manufacture of metal structures, armament bars and construction metal products

Mining Industrial Sector

2.6% Contribute to the GDP

7.1% of total industrial production

3$ billion Investments

3$ billion Value add

4.2$ billion Production

78 Number of Establishments

8,000 Workers

%3 of the total workers in industrial sector

1.7$ billion Sector export volume

13.4% Of the total national exports

Sub-sectors



Extraction of stone slabs, and breaking of the slabs



Chalk mining



Phosphates and potash



Mining and extraction of limestone for the production of calcium carbonate



Mining and manufacturing of kaolin, gypsum, feldspar and silica



Marble, granite and sandstones

Packaging, Paper, Cardboard, Printing and Office Supplies Sector

1.3% Contribute to the GDP

6.4% of total industrial production

2.5$ billion Investments

584$ billion Value add

1.6$ billion Production

812 Number of Establishments

11,000 Workers

202$ million Sector export volume

1.6% Of the total national exports

%4 of the total workers in industrial sector

Sub-sectors



Printing and publishing



Packaging products



Paper pulp, paper, and cardboard manufacturing



Stationery

Engineering, Electrical and Information Technology Industry Sector

1.6% Contribute to the GDP

5.2% of total industrial production

3.5$ billion Investments

874$ million Value add

2.0$ billion Production

4,800 Number of Establishments

35,200 Workers

2.6$ billion Sector export volume

20.5% Of the total national exports

%13 of the total workers in industrial sector

Sub-sectors



Equipment for preparing food and water



Air conditioning and refrigeration equipment



Vehicles and transportation equipment



Basic metal industries, except for iron and steel



Information and Communications Technology Industry



Central heating systems and solar water heaters



Sheet metal, casting, aching, wires, nails and screws



Pumps and hoists Stairs and elevators



Electrical supplies and lighting equipment And wiring



Electrical household appliances and accessories, clocks and alarm clocks



Metal tools and household supplies, sharp and cutting tools



Metal devices and equipment for agricultural use



Structural metal products, machinery, equipment and tools for making construction materials

Plastic and Rubber Industries Sector

0.6% Contribute to the GDP

3.8% of total industrial production

1.7$ billion Investments

219$ million Value add

609$ million Production

600 Number of Establishments

11,000 Workers

681$ million Sector export volume

5.4% Of the total national exports

%4 of the total workers in industrial sector

Sub-sectors



Rubber products, plates, sheets, rods, tires and tubes



Plastic agriculture tools



Sponge products



Rubber tires, tire coatings and rubber tubes



Plastic kitchen and beauty tools



fiberglass products



Sanitary plastic fittings, bathrooms, bathtubs, showers, etc.



Plastic dolls and toys



Plates, sheets, tapes, rolls, hoses, tubes and plastic fittings

Wood and Furniture Industrial Sector

0.01% Contribute to the GDP

1.8% of total industrial production

423$ million Investments

198 $ million Value add

494$ million Production

1,750 Number of Establishments

8,000 Workers

%3 of the total workers in industrial sector

54$ million Sector export volume

0.4% Of the total national exports



Wooden handicrafts



Wooden moldings



Kitchens



Wood panels, veneers, plywood and plastics



Furniture of all kinds and furnishings



Wooden hand tools And tool frames



Ceramic pots, tableware, ornamental figurines and other ceramic products



Cork, straw and plaiting products



Wooden building products and carpentry works (doors, windows and wooden decoration works)

غرفـــة صناعـــة الأردن
Jordan Chamber of Industry



Jordan Chamber of Industry

JCI.ORG.JO

Download the Jordan Chamber of Industry app now

Download on the App Store

GET IT ON Google Play